

Thyrocare Technologies Limited

Financial Results

Q2-2020

07-11-2019

Disclaimer

This presentation is for information purposes only and it contains general background information about the Company's activities. The Company assumes no responsibility to publicly amend, modify or revise any forward looking statements on the basis of any subsequent development, information or events, or otherwise. This Presentation comprises information given in summary form and does not purport to be complete. This Presentation should not be considered as a recommendation to any investor to purchase the equity shares of the Company. This Presentation includes statements that are, or may be deemed to be, "forward-looking statements". By their nature, forward-looking statements involve risks and uncertainties because they relate to events and depend on circumstances that may or may not occur in the future. Forward-looking statements are not guarantees of future performance including those relating to general business plans and strategy of the Company, its future financial condition and growth prospects, and future developments in its businesses and its competitive and regulatory environment. No representation, warranty or undertaking, express or implied, is made or assurance given that such statements, views, projections or forecasts, if any, are correct or that the objectives of the Company will be achieved. The past performance is not indicative of future results. This document has not been and will not be reviewed or approved by the statutory auditors or a regulatory authority in India or by any stock exchange in India.

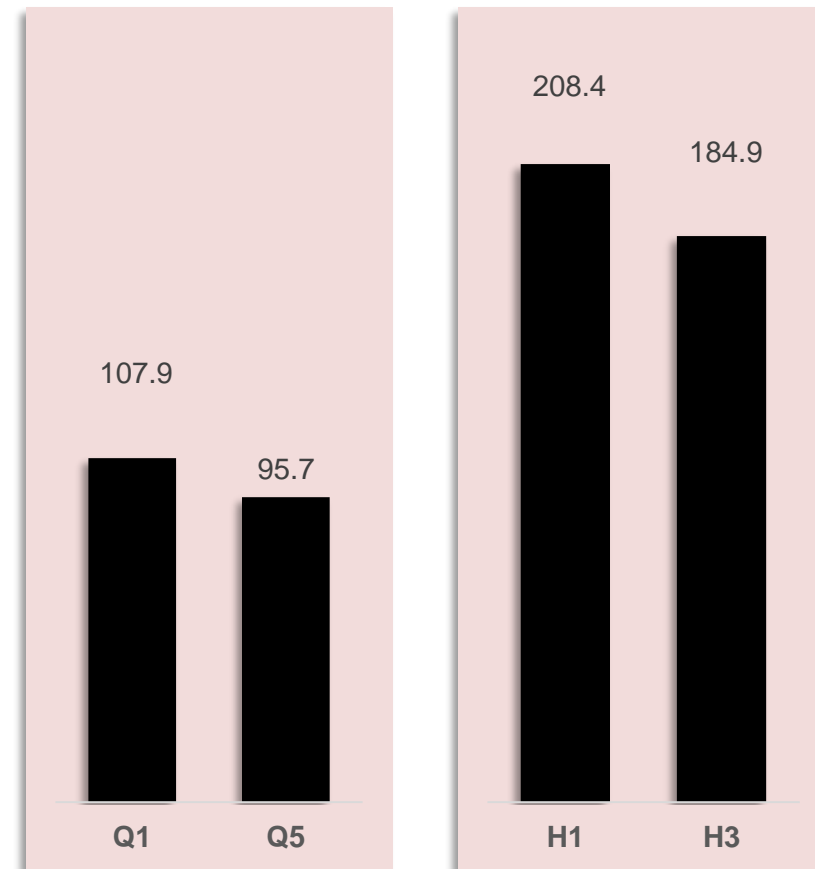
Highlights - Financial Performance - Thyrocare

Revenue from operations Q2-20 - Rs. 107.9 crore (+13%)
[Q2-19 - Rs. 95.7 crore]

Samples processed Q2-20 – 0.52 crore (+5%)
[Q2-19 – 0.49 crore]

Investigations performed Q2-20 – 2.99 crore (+11%) [Q2-19
– 2.68 crore]

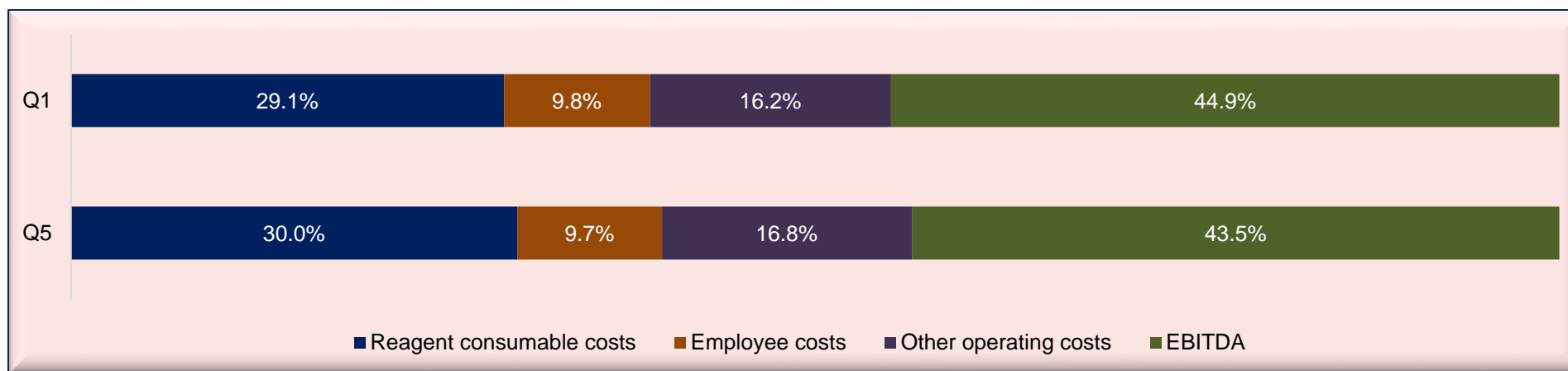
Revenue from operations (in crore)



Highlights - Financial Performance – Thyrocare (Continued..)

EBITDA Q2-20- Rs. 50.2 crore (+23%) (EBITDA margin 47%) [Q2-19 - Rs. 40.7 crore]
Normalised EBITDA margin – 45% [Q2-19 – 44%]

PAT Q2-20 - Rs. 37.4 crore (+41%) (PAT margin 35%) [Q2-19- Rs. 26.6 crore]



**Normalised for IND AS 116 and accounting adjustments.*

Highlights - Operational Performance - Pathology

Wellness Value Q2-20 - Rs. 52.6 crore (52%) [Q2-19- Rs. 46.0 crore (50%)]

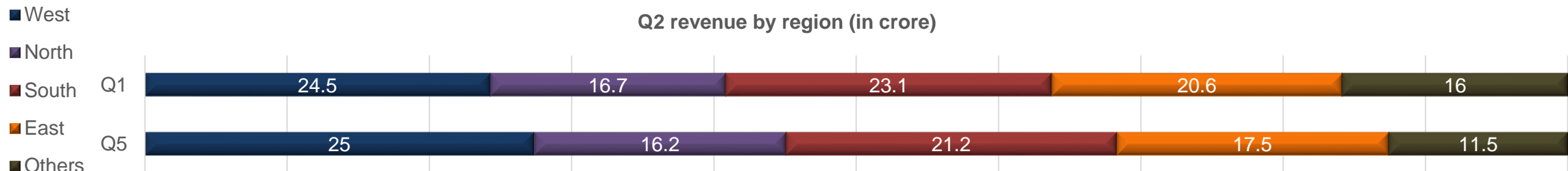
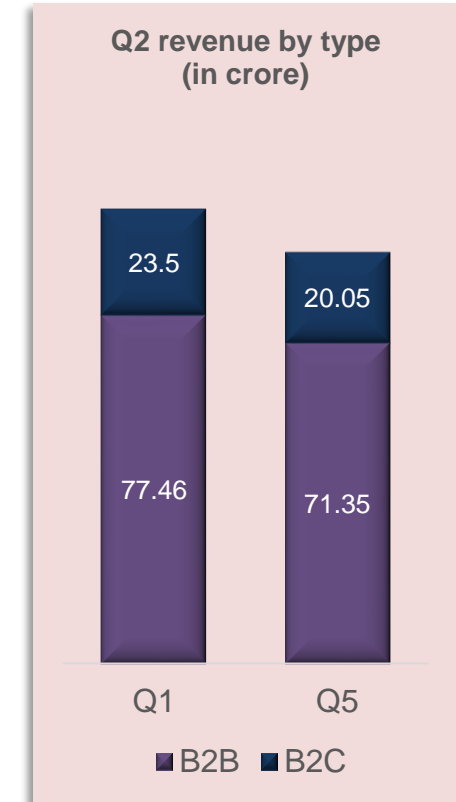
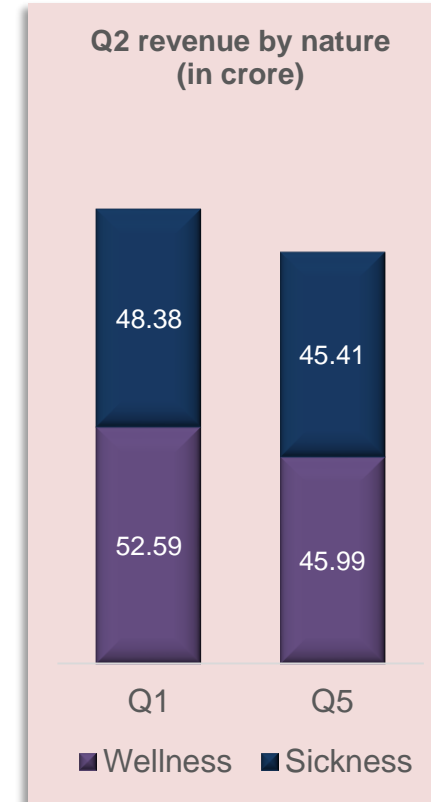
- Wellness Volume Q2-20 – 7.6 lakhs (15% of total samples) [Q2-19 – 6.6 lakhs (13% of total samples)]

B2B Value Q2-20 - Rs. 77.5 crore [Q2-19 - Rs. 71.4 crore]

- B2B Volume Q2-20 – 45.6 lakhs (88% of total samples) [Q2-19 – 45.0 lakhs (91% of total samples)]

- Wellness Value Q2-20 has increased by 14 % YOY and Sickness Value Q2-20 has increased by 7 % YOY

- B2C Value Q2-20 has increased by 17% and B2B Value Q2-20 has increased by 9 % YOY



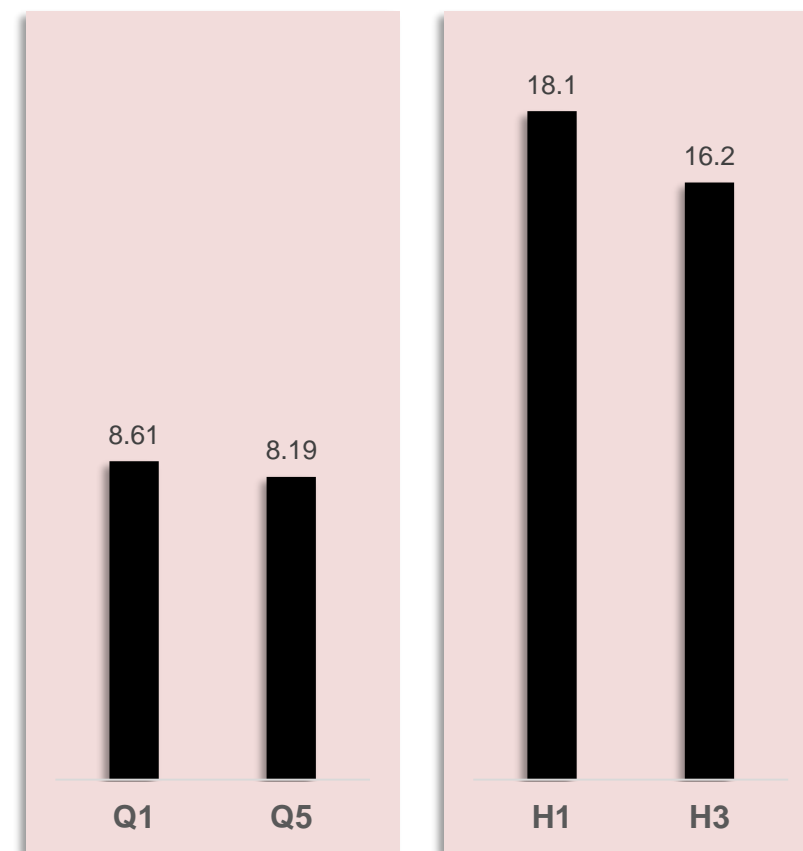
Highlights - Financial Performance - Nueclear

Revenue from operations Q2-20 - Rs. 8.6 crore (+5%) [Q2-19 - Rs. 8.2 crore]

- Revenue from imaging services Q1-20 - Rs. 7.9 crore (+4%) [Q2-19 - Rs. 7.6 crore]
 - *Operations at two centres in Gujarat were non functional due to non compliances from franchise end.*
- Revenue from sale of FDG Q2-20 - Rs. 0.67 crore (+18%) [Q2-19 - Rs. 0.57 crore]

Scans performed Q2-20 - 6798 Scans

Revenue from operations (in crore)



Highlights - Financial Performance - Nueclear

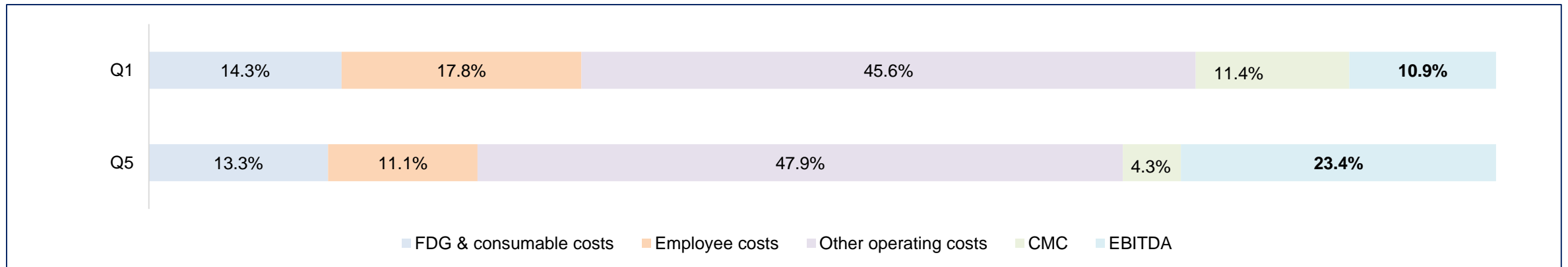
Normalised EBITDA Q2-20 - Rs. 0.9 crore (EBITDA margin 11%)
[Q2-19 - Rs. 1.9 crore (23%)]

Employee benefits expense

Employee/ consultant costs increased mainly on account of the centres newly started.

Other expenses

More machines covered under maintenance contract after initial cooling period.



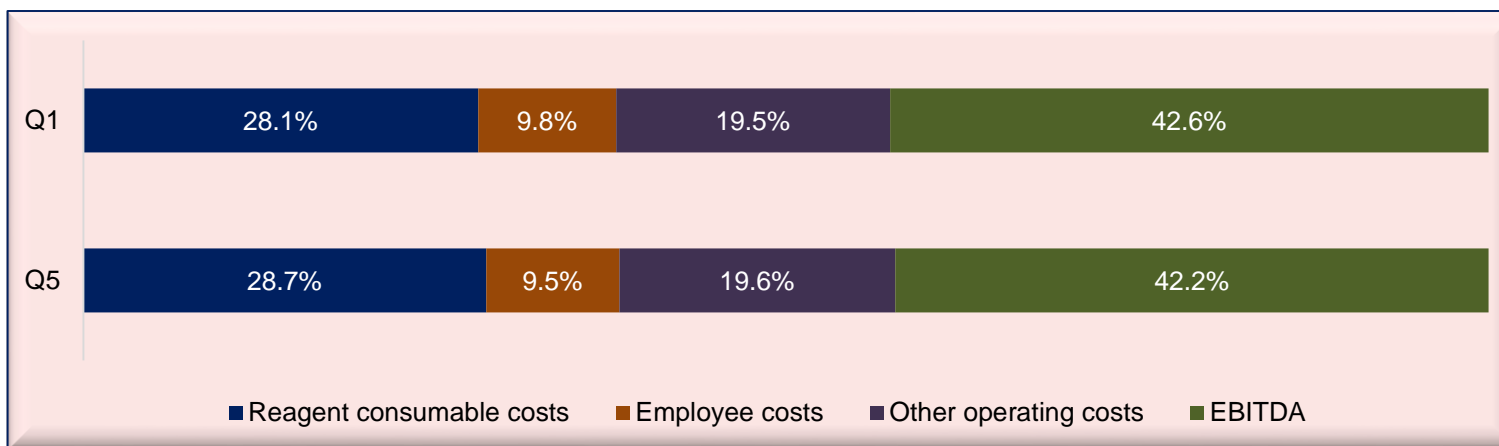
**Adjusted for IND AS 116 Impacts*

Highlights - Financial Performance - Consolidated

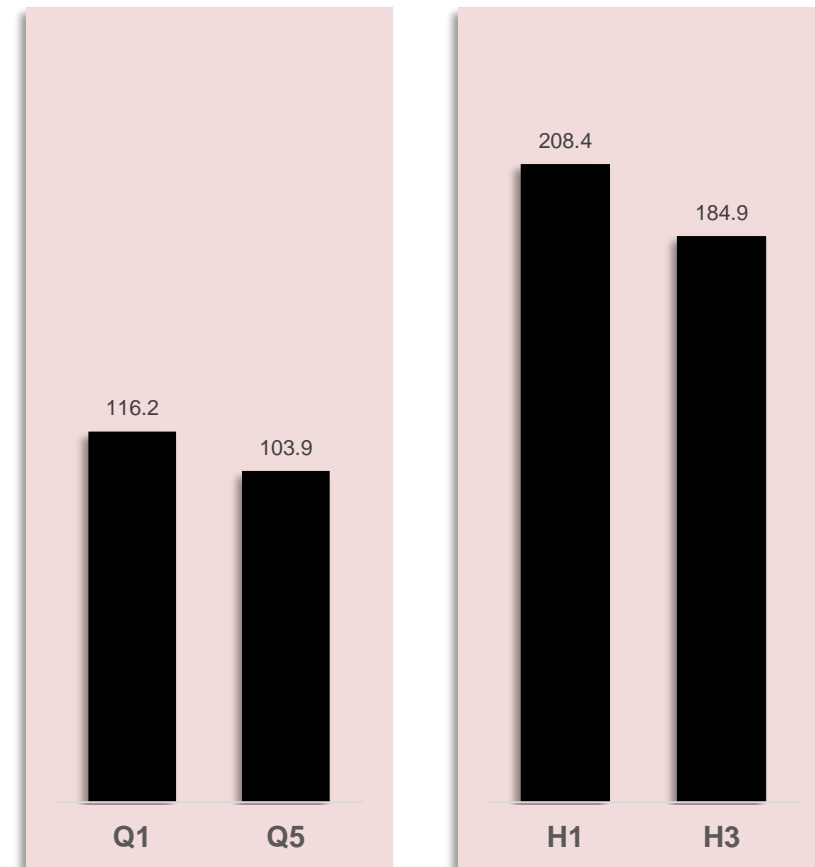
Revenue from operations Q2-20 - Rs. 116.2 crore (+12%) [Q2-19 - Rs. 103.9 crore]

Normalised EBITDA Q2-20 - Rs. 49.5 crore (EBITDA margin 43%) [Q2-19 - Rs. 43.9 crore (42%)]

PAT Q1-20 - Rs. 35.0 crore (PAT margin 30%) [Q2-19 - Rs. 25.3 crore (24%)]



Revenue from operations (in crore)



Adoption of Ind AS- 116 “Leases”

The Company has adopted Indian Accounting Standard 116 - Leases ("Standard"), with effect from 1 April 2019 using the modified retrospective method under the transitional provisions of the Standard and has taken the cumulative adjustment to retained earnings as on 1 April 2019, which is the date of the first application of the Standard.

Impact of IndAS 116 on Profitability in Q2-2020 (in crore)

Heads	Standalone		Consolidated	
	Quarter ended	Six months ended	Quarter ended	Six months ended
	30.09.2020	30.09.2020	30.09.2020	30.09.2020
Depreciation & amortisation is higher by	1.45	1.97	1.70	2.46
Finance costs is higher by	0.34	0.54	0.40	0.67
Cost of material consumed is lower by	-1.02	-1.02	-1.02	-1.02
Other expenses are lower by	-0.68	-1.36	-1.00	-1.94
Other income is lower by	-0.04	-0.09	-	-

Thank You